

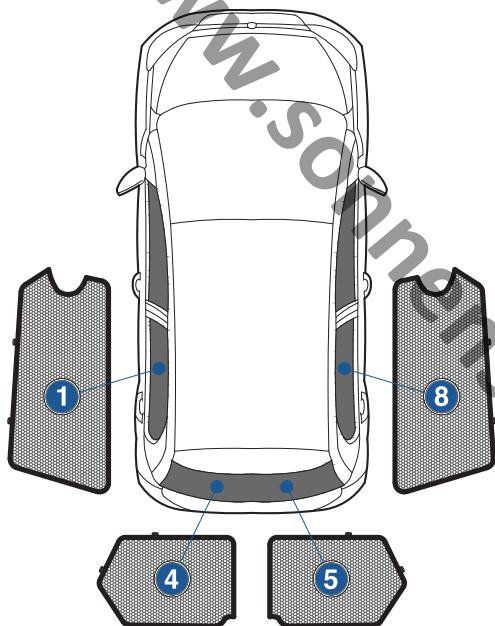
Installation Manual

SEAT MII 5DR
SEA-MII-5-A



COMPONENTS INCLUDED

SHADES



CAR
SHADES

FIXING CLIPS



CL-M02 x 4



CL-P02 x 8



CL-M14 x 1



CL-W01 x 1

Side Shade Installation

SEAT MII 5DR
SEA-MII-5-A

COMPONENTS NEEDED:



STEP #1

CLEAN THE AREA WHERE CLIPS ARE TO BE MOUNTED (AS IN STEP 2) WITH THE SURFACE CLEANER SACHET PROVIDED




STEP #2

PRESS THE CLIPS FIRMLY INTO PLACE AND ALLOW TO DRY FOR 20 MINUTES



STEP #3

POSITION THE SIDE SHADES



STEP #4

ATTACH THE SHADES TO THE CLIPS



STEP #5

ENSURE SECURELY FITTED IN PLACE




CAR
SHADES

Rear Shade Installation

SEAT MII 5DR
SEA-MII-5-A


COMPONENTS NEEDED:



STEP #1 ATTACH CLIPS ON SHADE EDGE



STEP #2 POSITION THE REAR SHADE



STEP #3 INSERT CLIPS BEHIND INTERIOR TRIM



STEP #4 REPEAT THE PROCESS ON OTHER SHADE



STEP #5 ENSURE SECURELY FITTED IN PLACE

